

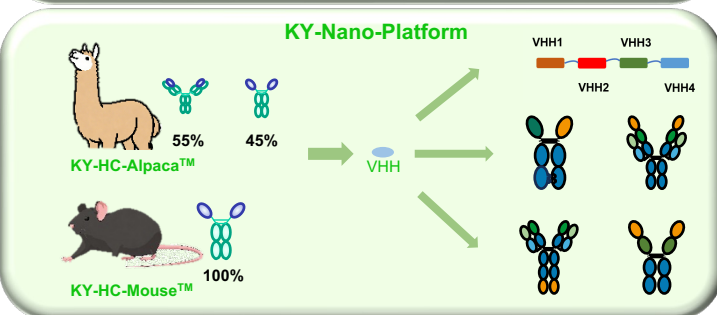
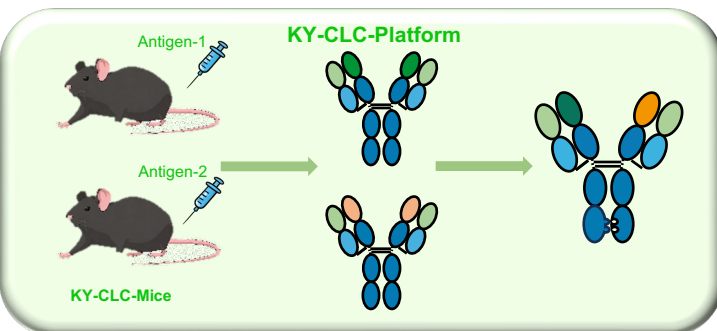
Abstract

Multi-specific antibodies represent one of the most advanced and promising therapeutic modalities in contemporary biopharmaceutical development. Common light-chain (CLC) antibodies and nanobodies inherently avoid light-chain mispairing, thereby markedly reducing the complexity of subsequent process development.

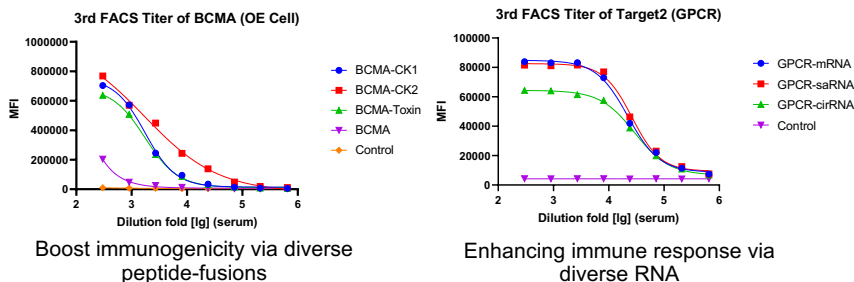
Kyinno's CLC mouse system is protected by global patent rights. Distinct from conventional approaches, Kyinno preserves the entire heavy-chain germline repertoire and pairs it with a highest compatible light-chain. This design minimizes the impact of genetic engineering on sequence diversity within the CLC system. For nanobody discovery, Kyinno operates a parallel system consisting of non-immunized alpaca and a heavy-chain-only mouse, ensuring high molecular diversity. In addition, Kyinno provides proprietary antigen optimization and immunization strategies that are particularly effective for challenging targets.

Thus, Kyinno's antibody library and antibody development services offer innovative solutions that overcome the limitations of traditional technologies, thereby accelerating the development of next-generation antibody therapeutics.

KY-Ab Discovery Platform



Multi-Matrix-Platform

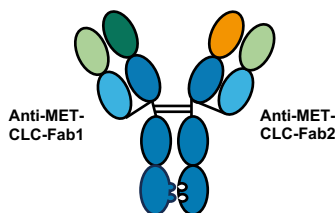


Screening for Distinct Epitope

Ab	DSL	EGF1	EGF2	EGF3	EGF4	EGF5	EGF6	Binding Domain
Ab1	✓	✓	✓	-	-	-	-	EGF2
Ab2	✓	✓	✓	✓	✓	✓	-	EGF5
Ab3	✓	✓	-	-	-	-	-	EGF1
Ab4	✓	✓	✓	✓	-	-	-	EGF3
Ab5	✓	-	-	-	-	-	-	DSL
Ab6	✓	✓	✓	✓	✓	✓	✓	EGF6
Ab7	✓	✓	✓	✓	-	-	-	EGF3
Ab8	✓	✓	✓	✓	✓	-	-	EGF4

Discovery of multi-epitope antibodies against DLL3. Ab1-3 derived from KY-HC-Mouse™, Ab4-8 derived from KY-HC-Alpaca™. Screening powered by proprietary cell lines overexpressing truncations or domains.

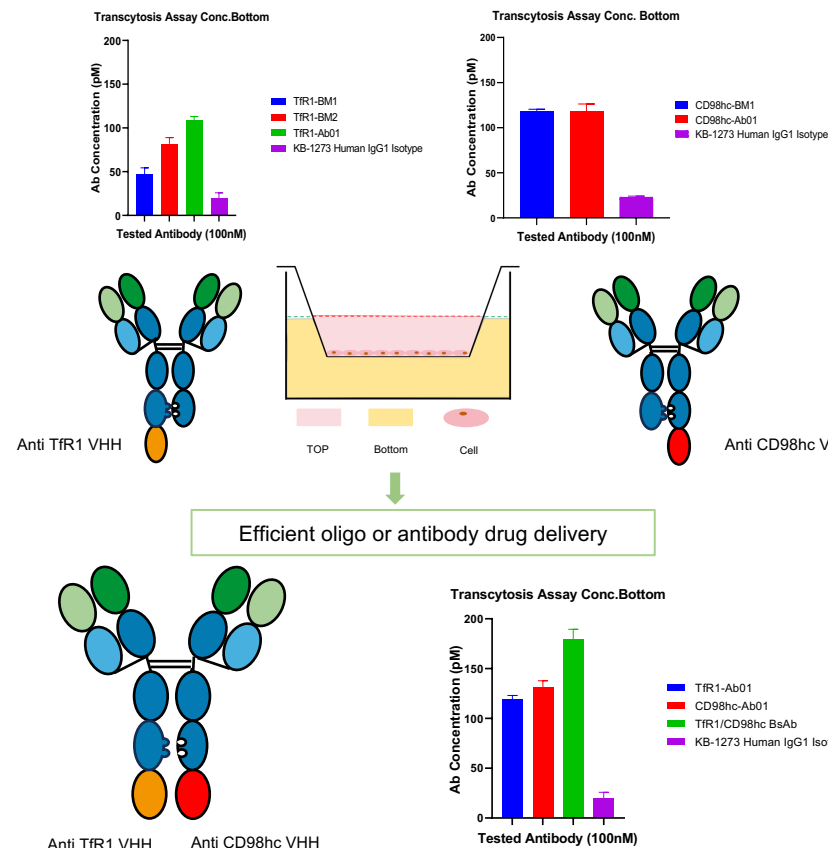
MET epitope 1 KD 6.09E-9
MET epitope 2 KD 3.29E-9



Ab number	KD (M)	kon (1/Ms)	kdis (1/s)
Parent CLC Antibody-1	6.09E-09	5.13E+05	3.12E-03
Parent CLC Antibody-2	3.29E-09	1.18E+06	3.88E-03
BpAb	8.04E-11	8.12E+05	6.53E-05

Antibody binding avidity improved 40-fold, from 3E-9 M to 8E-11 M, by assembling two MET antibodies to one MET biparatopic antibody.

Screening for Efficient Transcytosis



Summary

- End-to-end antibody development platform accelerates early-stage biologics programs.
- Multi-matrix antibody discovery platform overcomes low immunogenicity challenges and offer tailored development of specific molecules to meet project needs.
- KY-antibodies against 20+ targets are fully developed. Inquiries are welcome!